

# Switching device combination - SOL-SC-2ST-0-DC-1MPPT-2000 - 1055626

Please be informed that the data shown in this PDF Document is generated from our Online Catalog. Please find the complete data in the user's documentation. Our General Terms of Use for Downloads are valid (<http://phoenixcontact.com/download>)



String combiner box for photovoltaic systems up to 1000 V DC for the connection of 1x 2 strings. With surge protection and Push-in connection for the input and output side.

Similar figure

## Product Description

The Solarline string combiner boxes (SCBs) are used in both small rooftop systems and large ground-mounted systems. Their functions include collecting and protecting strings and, if necessary, separating the panels from the rest of the system by means of a fire service or switch disconnectors.

## Why buy this product

- Fast installation and startup
- Large portfolio of string combiner boxes in stock
- Application-oriented consultation
- Standard-compliant switchgear and controlgear assembly, thanks to use of DIN EN 61439



## Key Commercial Data

Packing unit	1 STK
GTIN	
GTIN	4055626693309
Weight per Piece (excluding packing)	1,750.000 g
Weight per piece (including packing)	1,750.000 g
Custom tariff number	85363030
Country of origin	Germany
Sales Key	V1 - Terminl Blocks+Boxes

## Technical data

### System parameter

System voltage	1000 V DC ( $U_{max}$ )
Number of string inputs	2

# Switching device combination - SOL-SC-2ST-0-DC-1MPPT-2000 - 1055626

## Technical data

### System parameter

Current per string	20 A ( $I_{max}$ )
Number of outputs	1
Number of supported MPP trackers	1

### Safety equipment

Surge protective device	T2
Protection level $U_p$	$\leq 3.7$ kV
Total discharge current $I_{total}$ (8/20) $\mu s$	40 kA

### Cable entry

Type of cable entry	Cable gland
Cable cross section string input	2.5 mm <sup>2</sup> ... 6 mm <sup>2</sup>
Sealing area string input	3 mm ... 6.5 mm
Cable cross section output	2.5 mm <sup>2</sup> ... 6 mm <sup>2</sup>
Sealing area output	3 mm ... 6.5 mm
Cable cross section grounding	16 mm <sup>2</sup> (2 x)
Sealing area grounding	6 mm ... 12 mm (2 x)

### General data

Housing material	Polycarbonate
Material cover/door	Polycarbonate (transparent)
Degree of protection	IP65
Protection class	II

### Dimensions

Outer dimensions: width, height, depth	180 mm x 180 mm x 111 mm (Housing dimensions)
--	---

### Ambient conditions

Ambient temperature (operation)	-20 °C ... 55 °C
---------------------------------	------------------

## Drawings

Schematic diagram



Connection of the PV strings, as well as connection to the inverter

Schematic diagram



Connection of the protective grounding conductor

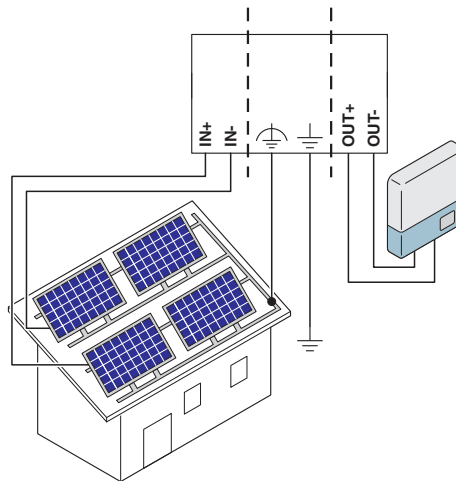
# Switching device combination - SOL-SC-2ST-0-DC-1MPPT-2000 - 1055626

Schematic diagram



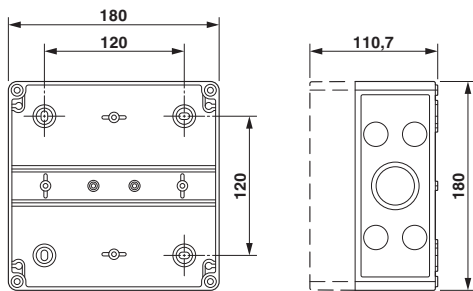
Connection of the protective equipotential bonding conductor

Connection diagram



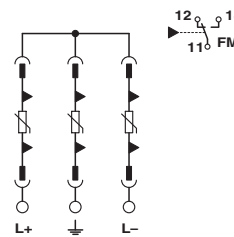
Schematic application drawing

Dimensional drawing



Housing dimensions

Circuit diagram



Connection of the remote indication contact on the surge protection